




PROJECTION SCREENS


SAPPHIRE EASY REACH POLE	PRODUCT CODE	LENGTH	COLOUR			
	SPD	1 METER	BLACK			


SAPPHIRE ECONOMY WALL SCREENS SQUARE FORMAT 1:1	PULL DOWN	VIEWING SIZE (MM) (L+H)	SIZE (FEET) (L+H)	CASING (MM) (L+H+D)	ASPECT	Net Weight
	SWS125B	1270 x 1270	4.16 x 4.16	1490 x 89 x 87	1:1	7.3kg
	SWS150B	1520 x 1520	4.98 x 4.98	1690 x 89 x 87	1:1	7.6kg
	SWS180B	1780 x 1780	5.84 x 5.84	1946 x 89 x 87	1:1	9.8kg
	SWS200B	2030 x 2030	6.66 x 6.66	2250 x 89 x 87	1:1	11.7kg

ALL PRICES SUBJECT TO DELIVERY CHARGE AND VAT

SAPPHIRE ECONOMY WALL SCREENS VIDEO FORMAT 4:3	PULL DOWN	VIEWING SIZE (MM) (L+H)	SIZE (FEET) (L+H)	CASING (MM) (L+H+D)	ASPECT	Net Weight
	SWS150BV	1460 x 1100	4.79 x 3.60	1634 x 89 x 87	4:3	7.8kg
	SWS180BV	1710 x 1280	5.61 x 4.19	1946 x 89 x 87	4:3	9.2kg
	SWS200BV	2030 X 1520	6.66 X 4.98	2250 x 89 x 87	4:3	11.2kg
	SWS240BV	2340 x 1755	7.67 x 5.74	2562 x 89 x 87	4:3	13.6kg
	SWS270BV	2700 x 2027	8.85 x 6.62	2964 x 117 x 117	4:3	23.7kg


PRICES SUBJECT TO DELIVERY CHARGE AND VAT

SAPPHIRE ECONOMY WALL SCREENS VIDEO FORMAT 16:9	PULL DOWN	VIEWING SIZE (MM) (L+H)	SIZE (FEET) (L+H)	CASING (MM) (L+H+D)	ASPECT	Net Weight
	SWS150WSF	1460 x 821	4.79 x 2.69	1634 x 89 x 87	16:9	7.3kg
	SWS180WSF10	1710 X 1069	5.61 X 2.61	1946 x 89 x 87	16:10	7.6kg
	SWS180WSF	1704 x 958	5.59 x 3.14	1946 x 89 x 87	16:9	7.6kg
	SWS200WSF10	2030 x 1269	6.66 x 4.62	2250 x 89 x 87	16:10	11.3kg
	SWS200WSF	2033 x 1145	6.66 x 3.74	2250 x 89 x 87	16:9	11.3kg
	SWS240WSF10	2340 x 1463	7.67 x 4.79	2554 x 89 x 87	16:10	13.4kg
	SWS240WSF	2340 x 1320	7.67 x 4.33	2554 x 89 x 87	16:9	13.4kg
	SWS270WSF	2700 x 1518	8.85 x 4.98	2965 x 117 x 117	16:09	23.7kg
SWS270WSF10	2700 x 1688		2965 x 117 x 117	16:10	23.7kg	


PREMIUM SLOW RETRACTION MANUAL SCREENS	PULL DOWN	VIEWING SIZE (MM) (L+H)	SIZE (FEET) (L+H)	CASING (MM) (L+H+D)	ASPECT	Net Weight
	SWS180-ASR2	1710 x 1280	5.61 x 4.19	1864 x 93 x 79	4:3	8.5kg
	SWS180WSF-ASR2	1704 x 958	5.57 x 3.14	1864 x 93 x 79	16:9	8.5kg
	SWS180WSF10-ASR2	1704 x 1065	5.57 x 3.49	1864 x 93 x 79	16:10	8.5kg
	SWS200-ASR2	2030 X 1520	6.64 X 4.99	2204 x 93 x 79	4:3	10.3kg
	SWS200WSF-ASR2	2030 x 1145	6.66 x 3.74	2204 x 93 x 79	16:9	10.2kg
	SWS200WSF10-ASR2	2030 x 1269	6.66 x 4.16	2204 x 93 x 79	16:10	10.2kg
	SWS240B-ASR2	2340 x 2340	7.67 x 7.67	2509 x 96 x 91	1:1	13.7kg
	SWS240-ASR2	2340 x 1755	7.67 x 5.75	2508 x 93 x 79	4:3	13kg
	SWS240WSF-ASR2	2340 x 1320	7.67 x 4.33	2508 x 93 x 79	16:9	13kg
	SWS240WSF10-ASR2	2340 x 1463	7.67 x 4.80	2508 x 93 x 79	16:10	13kg
	SWS270-ASR2	2700 x 2027	8.85 x 6.62	2878 x 96 x 91	4:3	15.8kg
	SWS270WSF-ASR2	2700 x 1518	8.85 x 4.98	2878 x 96 x 91	16:9	15.8kg
	SWS270WSF10-ASR2	2700 x 1688	8.85 x 5.54	2878 x 96 x 91	16:10	15.8kg

Aluminium Casing, triple laminated glassfibre surface with slow retraction mechanism.


ALL PRICES SUBJECT TO DELIVERY CHARGE AND VAT

12V TRIGGER PACK					
	STR	WITH BOX	Convert Projector to 12v trigger		

Make your screen and projector work in harmony. Sends a radio signal to the screen to open and retract when the projector is turned on and off

ELECTRIC SCREENS 1:1 FORMAT INC REMOTE	#	VIEWING SIZE (MM) (L+H)	SIZE (FEET) (L+H)	CASING (MM) (L+H+D)	ASPECT	Net Weight
	SEWS150R-A	1520 x 1520	4.98 x 4.98	1794 x 93 x 79	1:1	9.5kg
	SEWS180R-A	1780 x 1780	5.84 x 5.84	2050 x 93 x 79	1:1	10.8kg
	SEWS200R-A	2030 X 2030	6.60 x 6.60	2354 x 93 x 79	1:1	12.4kg

Red Text indicated infra red control. Black indicated radio frequency

ELECTRIC SCREENS 4:3 FORMAT WITH REMOTE (INFRA RED OR RADIO)	ELECTRIC	VIEWING SIZE (MM) (L+H)	SIZE (FEET) (L+H)	CASING (MM) (L+H+D)	ASPECT	Net Weight
	SEWS150BV-A	1463 x 1097	4.79 x 3.57	1744 x 93 x 79	4:3	8.5kg
	SEWS150RAD-BV-A	1463 x 1097	4.79 x 3.57	1744 x 93 x 79	4:3	8.5kg
	SEWS180RBV-ATR	1707 x 1280	5.57 x 4.19	2034 x 93 x 79	4:3	10.5kg
	SEWS180RBV-A	1707 x 1280	5.57 x 4.19	2034 x 93 x 79	4:3	10.5kg
	SEWS180RAD-BV-A	1707 x 1280	5.57 x 4.19	2034 x 93 x 79	4:3	10.5kg
	SEWS200RBV-A	2032 x 1524	6.60 x 4.99	2354 x 93 x 79	4:3	12kg
	SEWS200RAD-BV-A	2032 x 1524	6.60 x 4.99	2354 x 93 x 79	4:3	12kg
	SEWS200RBV-ATR	2030 x 1524	6.60 x 4.99	2354 x 93 x 79	4:3	12kg

Radio frequency have inline switch

SEWS240RV-A	2400 x 1800	7.87 x 5.90	2724 x 96 x 91	4:3	14.7kg
SEWS240RAD-A	2400 x 1800	7.87 x 5.90	2724 x 96 x 91	4:3	14.7kg
SEWS240RBV-ATR	2400 x 1800	7.87 x 5.90	2724 x 96 x 91	4:3	14.75kg
SEWS270RBV-ATR	2703 x 2027	8.10 x 6.8	2953 x 96 x 91	4:3	21kg

Red Text indicated infra red control. Black indicated radio frequency

**ELECTRIC SCREENS 16:9 + 16:10
FORMAT INC REMOTE**



ELECTRIC	VIEWING SIZE (MM) (L+H)	SIZE (FEET) (L+H)	CASING (MM) (L+H+D)	ASPECT	Net Weight
SEWS150RWSF-A	1460 x 821	4.79 x 2.69	1744 x 79 x 93	16:9	8.5kg
SEWS150RADRWSFA10	1460 x 913	4.79 x 2.99	1744 x 93 x 79	16:10	8.5kg
SEWS180RWSF-ATR10RF	1704 x 1065	5.57 x 3.47	2028 x 93 x 79	16:10	10.5kg
SEWS180RWSF-ATR	1704 x 985	5.57 x 3.14	2028 x 93 x 79	16:9	10.5kg
SEWS180RWSF-A	1704 x 958	5.57 x 3.14	2028 x 93 x 79	16:9	10.3kg
SEWS180RADRWSF-A	1704 x 958	5.57 x 3.14	2028 x 93 x 79	16:9	10.5kg
SEWS180RADRWSFA10	1704 x 1065	5.57 x 3.47	2028 x 93 x 79	16:10	10.5kg
SEWS180RWSF-ATR10	1704 x 1065	5.57 x 3.47	2028 x 93 x 79	16:10	10.5kg
SEWS180RWSF-A10	1704 x 1065	5.57 x 3.47	2028 x 93 x 79	16:10	10.5kg
SEWS180RWSF-ATR	1704 x 958	5.57 x 3.14	2028 x 93 x 79	16:9	10.5kg
SEWS200RWSF-A	2037 X 1145	5.57 x 3.47	2354 x 93 x 79	16:9	12kg
SEWS200RAD-RWSF-A	2037 x 1145	6.66 x 3.74	2354 x 93 x 79	16:9	12kg
SEWS200RAD-RWSF-A10	2037 x 1273	6.66 x 4.16	2354 x 93 x 79	16:10	12kg
SEWS200RWSF10-A	2037 x 1273	6.66 x 4.16	2354 x 93 x 79	16:10	12kg
SEWS200RWSF-ATR10RF	2037 x 1273	6.66 x 4.16	2354 x 93 x 79	16:10	12kg
SEWS200RWSF-ATR10	2037 x 1273	6.66 x 4.16	2354 x 93 x 79	16:10	12kg
SEWS200RWSF-ATR	2037 X 1145	6.66 x 3.74	2354 x 93 x 79	16:9	12kg
SEWS240WWSF-A	2346 x 1319	7.67 x 4.29	2658 x 91 x 96	16:9	14.7kg
SEWS240RAD-RWSF-A	2346 x 1319	7.67 x 4.29	2658 x 91 x 96	16:9	14.7kg
SEWS240RWSF-A10	2346 x 1466	7.67 x 4.79	2658 x 96 x 91	16:10	14.7kg
SEWS240RADRWSF-A10	2346 x 1466	7.67 x 4.79	2658 x 96 x 91	16:10	14.7kg
SEWS240RWSF-ATR10	2346 x 1466	7.67 x 4.79	2658 x 96 x 91	16:10	14.7kg
SEWS240RWSF-ATR10RF	2346 x 1466	7.67 x 4.79	2658 x 96 x 91	16:10	14.7kg
SEWS240RWSF-ATR	2346 x 1319	7.67 x 4.29	2658 x 96 x 91	16:9	14.7kg
SEWS270RWSF-ATR	2703 x 1519	8.10 x 4.11	2953 x 96 x 91	16:9	21kg

Code with ATR = 12v built in Trigger Switch ALL PRICES SUBJECT TO DELIVERY CHARGE AND VAT

Red Text indicated infra red control. Black indicated radio frequency

**REAR PROJECTION TAB TENSIONED
ELECTRIC WALL SCREENS**



ELECTRIC	VIEWING SIZE (MM) (L+H)	SIZE (FEET) (L+H)	CASING (MM) (L+H+D)	ASPECT	Net Weight
SEWS140BV-ARP	1400 x 1050	4.95 x 2.83	2034 x 93 x 79	4:3	10.5kg
SEWS170BV-ARP	1700 x 1275	5.57 x 4.19	2354 x 93 x 79	4:3	12kg
SEWS230BV-ARP	2300 x 1725	6.55 x 5.94	2724 x 96 x 91	4:3	14.7kg

**ACOUSTICALLY TRANSPARENT
ELECTRIC SCREENS**



ELECTRIC	VIEWING SIZE (MM) (L+H)	SIZE (FEET) (L+H)	CASING (MM) (L+H+D)	ASPECT	Net Weight
SEWS180WSF-ATRAC	1704 x 958	5.57 x 3.14	2028 x 93 x 79	16:9	10.3kg
SEWS200WSF-ATRAC	2037 x 1145	6.66 x 3.47	2354 x 93 x 79	16:9	11.8kg
SEWS240WSF-ATRAC	2346 x 1319	7.67 x 4.29	2658 x 96 x 91	16:9	13kg

NB The top border is "Acoustically Transparent" but the fabric in the viewing area is our usual top quality glass fibre.

**SAPPHIRE IN CEILING ELECTRIC
SCREENS**



ELECTRIC	VIEWING SIZE (MM) (L+H)	SIZE (FEET) (L+H)	case/surround	ASPECT	Net Weight
SESC180BV-A	1704 X 1280	5.57 x 4.19	1967/2145	4:3	13.4kg
SESC200BV-A	2030 X 1520	6.60 x 4.99	2293/2471	4:3	15.3kg
SESC240BV-A	2340 X 1755	7.67 x 5.75	2603/2781	4:3	17.1kg
SESC300BV-A	3048 X 2286	10.05 x 7.48	3311/3489	4:3	21.5kg
SESC180BWSF-A	1704 X 958	5.57 x 3.47	1967/2145	16:9	13.6kg
SESC200BWSF-A	2030 X 1145	6.66 x 4.16	2293/2471	16:9	15.4kg
SESC240BWSF-A	2340 X 1320	7.67 x 4.29	2603/2781	16:9	17.2kg
SESC300BWSF-A	3048 X 1715	9.87 x 5.63	3311/3489	16:9	21.7kg
SESC200B1610-A	2030 X 1269	6.66 x 4.20	2293/2471	16:10	15.4kg
SESC240B1610-A	2340 X 1462	7.67 x 4.29	2603/2781	16:10	17.2kg
SESC300B1610-A	3048 X 1905	9.87 x 6.16	3311/3489	16:10	22.2kg

All ceiling screens come with an inline switch and radio remote control and there is an option of an infra


**LARGE ELECTRIC WALL WITH RADIO
REMOTE AND INLINE SWITCH**





ELECTRIC	VIEWING SIZE (MM) (L+H)	SIZE (FEET) (L+H)	CASING (MM) (L+H+D)	ASPECT	Net Weight
SEWS300BV-A	3050 x 2286	10.05 x 7.48	3367 x 126 x 120	4:3	29.4kg
SEWS300BWSF-A10	3010 x 1881	9.87 x 6.16	3330 x 126 x 120	16:10	29.4kg
SEWS300BWSF-A	3010 X 1693	9.87 x 5.54	3330 x 126 x 120	16:9	29.4kg
SEWS300BS-A	3050 X 3050	10 x 10	3367 x 126 x 120	1:1	29.4kg
SEWS350BV-A	3495 x 2621	11.45 x 8.56	3824 x 126 x 120	4:3	34kg
SEWS350BWSF-A10	3495 x 2181	11.45 x 7.15	3824 x 126 x 120	16:10	34kg
SEWS350BWSF-A	3495 X 1966	11.45 x 6.43	3824 x 126 x 120	16:9	34kg
SEWS400BV-A	4020 x 3015	13.18 x 9.87	4377 x 126 x 120	4:3	49kg
SEWS400BWSF-A10	3985 x 2487	13.05 x 8.15	4300 x 126 x 120	16:10	49kg
SEWS400BWSF-A	3985 x 2240	13.05 x 7.34	4300 x 126 x 120	16:9	49kg
SEWS400BS	3988 x 3988	13.05 x 13.05	4335 x 180 x 140	1:1	54.37kg
SEWS450BV	4491 x 3368	14.73 x 11.02	4836 x 180 x 140	4:3	58.81kg
SEWS488BV	4878 x 3660	16ft x 12ft	5283 x 232 x 217	4:3	66kg
SEWS488BWSF	4878 x 3029	16 x 6.8	5283 x 232 x 217	16:09	66kg
SEWS488BWSF-10	4878 x 3049	16ft x 10ft	5283 x 232 x 217	16:10	66kg
SEWS500BV-A	5080 x 3810	16.66 x 12.50	5470 x 232 x 217	4:3	189kg
SEWS500WWSF-A	5080 x 2857	16.66 x 9.37	5470 x 232 x 217	16:9	189kg
SEWS500BWSF-A10	5080 x 3174	16.66 x 10.41	5470 x 232 x 217	16:10	189kg
SEWS600BV-A	6000 x 4500	19.68 x 14.76	6390 x 232 x 217	4:3	219kg
SEWS600BV-A	6000 x 4500	19.68 x 14.76	6390 x 232 x 217	4:3	219kg

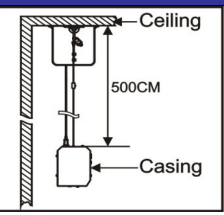
ALL PRICES SUBJECT TO DELIVERY CHARGE AND VAT


Black text indicates radio frequency control - all Mayfair Screens over 3M are


MAYFAIR TAB TENSIONED 16:9 FORMAT INC INFRA RED REMOTE	ELECTRIC	VIEWING SIZE (MM) (L+H)	SIZE (FEET) (L+H)	CASING (MM) (L+H+D)	ASPECT	CASE COLOUR/ Net Weight
	SETTS200BV-AW	2032 X 1524	6.66 X 5.04	2523 x 143 x 135	4:3	White/20kg
	SETTS200WSF-AW	2037 x 1145	6.68 x 3.76	2523 x 143 x 135	16:9	White/20kg
	SETTS200WSF-AW10	2037 x 1273	6.68 x 4.17	2523 x 143 x 135	16:10	White/20kg
	SETTS240BV-AW	2438 x 1829	8.13 x 6.00	2926 x 143 x 135	4:3	White/24kg
	SETTS240WSF-AW	2438 x 1371	7.97 x 4.33	2834 x 143 x 135	16:9	White/24kg
	SETTS240WSF-AW10	2438 x 1523	7.97 x 5.00	2834 x 143 x 135	16:10	White/24kg
	SETTS300BV-AW	3048 x 2286	9.97 x 7.48	3538 x 143 x 135	4:3	White/31kg
	SETTS300WSF-AW	3010 x 1693	9.88 x 5.56	3498 x 143 x 135	16:9	White/31kg
	SETTS300WSF-AW10	3010 x 1881	9.87 x 6.17	3498 x 143 x 135	16:10	White/31kg
	SETTS350WSF-AW	3498 x 1966	11.45 x 6.43	3988 x 143 x 135	16:9	White/50kg
SETTS350WSF-AW10	3498 x 2186	11.45 x 7.17	3988 x 143 x 135	16:10	White/50kg	
ALL PRICES SUBJECT TO DELIVERY CHARGE AND VAT - This screen comes with a five year "Somfy" motor						


3D TAB TENSIONED 16:9 FORMAT INC INFRA RED REMOTE	ELECTRIC	VIEWING SIZE (MM) (L+H)	SIZE (FEET) (L+H)	CASING (MM) (L+H+D)	ASPECT	CASE COLOUR/ Net Weight
	SETTS200WSF-AW3D	2037 x 1145	6.68 x 3.76	2523 x 143 x 135	4:3	White/20kg
	SETTS240WSF-AW3D	2214 x 1320	7.97 x 4.33	2834 x 143 x 135	16:9	White/24kg
	SETTS300WSF-AW3D	3010 x 1693	9.88 x 5.56	3498 x 143 x 135	16:9	White/31kg
ALL PRICES SUBJECT TO DELIVERY CHARGE AND VAT - This screen comes with a five year "Somfy" motor						


ELECTRIC FLOOR SCREEN 16:9 FORMAT INC REMOTE	ELECTRIC	VIEWING SIZE (MM) (L+H)	SIZE (FEET) (L+H)	CASING (MM) (L+H+D)	ASPECT	Net Weight
	SEFL155-V	1422 x 1067	4.65 x 3.47	1611x252x104	4:3	18.5kg
	SEFL155-WSF	1550 x 871	5.08 x 2.85	1739x252x104	16:9	18.5kg
	SEFL177-V	1625 x 1220	5.33 x 4.00	1814x252x104	4:3	20.5kg
	SEFL177-WSF	1770 x 995	5.80 x 3.13	1959x252x104	16:9	20.5kg
	SEFL203-V	2030 x 1520	6.66 x 4.98	2219x252x104	4:3	24.3kg
	SEFL203-WSF	2030 x 1145	6.66 x 3.74	2219x252x104	16:9	24.7kg
ALL PRICES SUBJECT TO DELIVERY CHARGE AND VAT						

SMART MOVE TWO MOTOR SCREENS	ELECTRIC	VIEWING SIZE (MM) (L+H)	SIZE (FEET) (L+H)	CASING (MM) (L+H+D)	ASPECT	Net Weight
	SSM200RADV	2030X1520	6.66X4.98	2327 x 173 x 133	4:3	34.3kg
	SSM240RADV	2338x1755	7.64x5.75	2635 x 173 x 133	4:3	38.7kg
	SSM300RADV	3048x2286	9.97x7.48	3345 x 173 x 133	4:3	50.5kg
	SSM400RADV	4020 x 3015	13.2 x 9.11	4317 x 250 x 170	04:03	100.5kg
	SSM200RADWSF	2030X1145	6.66X3.74	2327 x 173 x 133	16:9	34.3kg
	SSM240RADWSF	2338x1320	7.64x4.33	2635 x 173 x 133	16:9	38.7kg
	SSM240RADWSF-10	2338 x 1461	7.64 x 4.79	2635 x 173 x 133	16:10	38.7kg
	SSM300RADWSF-10	3048x1905	9.97x 6.3	3345 x 173 x 133	16:10	50.5kg
SSM300RADWSF	3048x1715	9.97x5.61	3345 x 173 x 133	16:9	50.5kg	
First motor drops the case by up to 5m then second drops the fabric as normal - a real margin maker						

FIXED FRAME REAR PROJECTION SCREEN 4:3/16:9	FIXED REAR PROJECTION	VIEWING SIZE (MM) (L+H)	SIZE (FEET) (L+H)	Frame Size (MM)	ASPECT	Net Weight
	SFS171V	1707 x 1280	5.57 x 4.19	80	4:3	10kg
	SFS203V	2032 x 1524	6.66 x 4.98	80	4:3	12.3kg
	SFSC203V	2037 x 1145	6.66 x 3.74	80	16:9	12.3kg
	SFS244V	2438 x 1829	7.97 x 5.97	80	4:3	14.7kg
	SFS305V	3048 x 2286	9.97 x 7.48	80	4:3	18.5kg
ALL PRICES SUBJECT TO DELIVERY CHARGE AND VAT						

FIXED FRAME FRONT PROJECTION SCREEN 4:3	FIXED FRONT PROJECTION	VIEWING SIZE (MM) (L+H)	SIZE (FEET) (L+H)	Frame Size (MM)	ASPECT	Net Weight
	SFSV146	1463 X 1097	4.79 x 3.57	80	4:3	8.6kg
	SFSV171	1707 X 1280	5.61 x 4.20	80	4:3	10kg
	SFSV203	2032 X 1524	6.66 x 4.98	80	4:3	12.3kg
	SFSV244	2438 x 1829	8.10 x 6.00	80	4:3	14.7kg
	SFSV300	3048 x 2286	9.84 x 7.39	80	4:3	18.5kg
ALL PRICES SUBJECT TO DELIVERY CHARGE AND VAT						

FIXED FRAME FRONT PROJECTION SCREEN 16:9	FIXED FRONT PROJECTION	VIEWING SIZE (MM) (L+H)	SIZE (FEET) (L+H)	Frame Size (MM)	ASPECT	Net Weight
	SFSC171	1707 x 960	5.60 x 4.49	60	16:9	8.9kg
	SFSC171-10	1707 x 1066	5.60 x 3.6	60	16:10	9.3kg
	SFSC203	2037 x 1145	6.66 x 3.75	80	16:9	11kg
	SFSC203-10	2037 x 1273	6.66 x 4.13	80	16:10	12.3kg
	SFSC234	2346 x 1319	7.67 x 4.33	80	16:9	12.5kg
	SFSC234-10	2346 x 1466	7.67 x 4.79	80	16:10	13.8kg
	SFSC266	2656 x 1494	8.72 x 4.92	80	16:9	14.2kg
	SFSC266-10	2656 x 1660	8.72 x 5.44	80	16:10	14.2kg
	SFSC300-10	3010 x 1881	9.87 x 6.17	80	16:10	17kg
	SFSC400	3984 x 2240	13.07 x 7.34	80	16:9	27.1kg
	SFSC266AT	2656 x 1494	8.72 x 4.92	80	16:9	14.2kg
ALL PRICES SUBJECT TO DELIVERY CHARGE AND VAT						

FIXED FRAME REAR PROJECTION SCREEN 4:3/16:9	FIXED FRONT PROJECTION	VIEWING SIZE (MM) (L+H)	SIZE (INCHES) Diagonal	Frame Size (MM)	ASPECT	Net Weight
	SFSC203-2D3D	2037 x 1145	92	131W 106D	16:9	TBA

	SFSC220-2D3D	2214 x 1245	100	131W 106D	16:9	TBA
	SFSC234-2D3D	2436 x 1320	106	131W 106D	16:9	TBA
ALL PRICES SUBJECT TO DELIVERY CHARGE AND VAT						

Unique motorised fixed frame that converts fabric between 2D and 3D at the touch of a button

TRIPOD SCREENS	TRIPOD	VIEWING SIZE (MM) (L+H)	SIZE (FEET) (L+H)	CASING (MM) (L+H+D)	ASPECT	Net Weight
	STS125	1250 x 1250	4.10 x 4.10	1360 x 65 x 65	1:1	9.61kg
	STS150	1500 x 1500	4.92 x 4.92	1360 x 65 x 65	1:1	10.71kg
	STS180	1800 x 1800	5.90 x 5.90	1960 x 65 x 65	1:1	12.34kg
	STS200	2000 x 2000	6.56 x 6.56	2110 x 65 x 65	1:1	13.48kg
	STS240S	2400 x 2400	7.87 x 7.87	2410 x 65 x 65	1:1	14.5kg
	STS240	2400 x 1800	7.87 x 5.90	2410 x 65 x 65	4:3	14kg
	STS150WSF	1500 x 850	4.92 x 2.78	1690 x 65 x 65	16:9	10.71kg
	STS180WSF	1800 x 1020	5.90 x 3.34	1960 x 65 x 65	16:9	12.34kg
	STS200WSF	2000 x 1130	6.56 x 3.70	2110 x 65 x 65	16:9	13.48kg

The 1:1 aspect ratio screens can be stopped at any point to make 4:3 or 16:9

TRIPOD BAGS		
	Black padded reinforced canvas carry bag with zip opening whole length of the bag.	STB125150
	125/150 fits STS125/STS150 180/200fits STS180/STS200 240 fits STS240 and STS240S	STB180200
		STB240


ALL PRICES SUBJECT TO DELIVERY CHARGE AND VAT

RAPIDFOLD REAR PROJECTION SCREEN	RAPIDFOLD REAR PROJECTION	VIEWING SIZE (MM) (L+H)	SIZE (FEET) (L+H)	PACKAGE SIZE (MM)	ASPECT	Net Weight
	SFFS203RP	2032 x 1524	6.66 x 5.00	1335 x 380 x 450	4:3	24.5kg
	SFFS244RP	2438 x 1828	8.00 x 6.00	1335 x 380 x 450	4:3	27kg
	SFFS305RP	3048 x 2286	10.00 x 7.5	1380 x 410 x 510	4:3	30kg
	SFFS365RP	3658 x 2743	12.00 x 9.00	1380 x 410 x 510	4:3	33kg
	SFFS404RP	4046 x 3048	13.25 x 9.97	1380 x 410 x 510	4:3	44kg
	SFFS508RP	5080 x 3810	16.66 x 12.50	1685 x 535 x 500	4:3	52kg
	SFFS203RP-WSF	2032 x 1143	6.66 X 3.75	1335 X 380 X 450	16:9	24.5kg
	SFFS244RP-WSF	2438 x 1371	8.00 x 4.5	1335 x 380 x 450	16:9	27kg
	SFFS305RP-WSF	3048 X 1715	10.00 x 5.63	1380 x 410 x 510	16:9	30kg
	SFFS365RP-WSF	3658 x 2058	12.00 x 6.75	1380 x 410 x 510	16:9	33kg
	SFFS404RP-WSF	4046 x 2276	13.27 x 7.46	1380 x 410 x 510	16:9	44kg


Carry Case Dimensions APPROX (cm) 36 (high) x 35.5 (wide) x 120 (long)


ALL PRICES SUBJECT TO DELIVERY CHARGE AND VAT

RAPIDFOLD FRONT PROJECTION SCREEN	RAPIDFOLD FRONT PROJECTION	VIEWING SIZE (MM) (L+H)	SIZE (FEET) (L+H)	PACKAGE SIZE (MM)	ASPECT	Net Weight
	SFFS203FR	2032 x 1524	6.66 x 5.00	1335 x 380 x 450	4:3	24.5kg
	SFFS203FR-WSF	2032 x 1143	6.66 X 3.75	1335 X 380 X 450	16:9	24.5kg
	SFFS244FR	2438 x 1828	8.00 x 6.00	1335 x 380 x 450	4:3	27kg
	SFFS244FR-WSF	2438 x 1371	8.00 x 4.5	1335 x 380 x 450	16:9	27kg
	SFFS244FR10	2438 x 1524	8.00 x 5.0	1335 x 380 x 450	16:10	27kg
	SFFS305FR	3048 x 2286	10.00 x 7.50	1380 x 410 x 510	4:3	30kg
	SFFS305FR-WSF	3048 X 1715	10.00 x 5.63	1380 x 410 x 510	16:9	30kg
	SFFS365FR	3658 x 2743	12.00 x 9.00	1380 x 410 x 510	4:3	33kg
	SFFS365FR-WSF	3658 x 2058	12.00 x 6.75	1380 x 410 x 510	16:9	33kg
	SFFS404FR	4046 x 3048	13.27 x 10.00	1380 x 410 x 510	4:3	44kg
	SFFS404FR-WSF	4046 x 2276	13.27 x 7.46	1380 x 410 x 510	16:9	44kg
	SFFS508FR FlightCase has 4 wheels	5080 x 3810	16.66 x 12.50	1685 x 535 x 500	4:3	52kg

	Carry Case Dimensions (cm) 36 (high) x 35.5 (wide) x 120 (long)	
	Drapery kit for SFFS203	Royal blue/Black
	Drapery kit for SFFS244	Royal blue/Black
	Drapery kit for SFFS305	Royal blue/Black
ALL PRICES SUBJECT TO DELIVERY CHARGE AND VAT		

Rear Projection Fabric	VIEWING SIZE (MM) (L+H)	SIZE (FEET) (L+H)	PACKAGE SIZE (MM)	ASPECT	Border
SFFS203RPFABRIC	2032 x 1524	6.66 x 5.00	1200 x 380 x 110	4:3	YES
SFFS244RPFabric	2438 x 1828	8.00 x 6.00	1200 x 380 x 110	4:3	YES
SFFS244RPWSF-FABRIC	2438 x 1371	8.00 x 5.00	1200 x 380 x 110	16:9	YES
SFFS305RPFabric	3048 x 2286	10.00 x 7.50	1200 x 380 x 110	4:3	YES
SFFS305RP-WSF-FABRIC	3048 x 1715	10.00 x 5.62	1200 x 380 x 110	16:9	YES
SFFS365RP-FABRIC	3658 x 2743	12.00 x 9.00	1200 x 380 x 110	4:3	YES
SFFS365RP-WSF-FABRIC	3658 x 2057	12.00 x 6.75	1200 x 380 x 110	16:9	YES
SFFS404RP-Fabric	4046 x 3048	13.27 x 10.00	1200 x 380 x 110	4:3	YES
SFFS404RP-WSF-FABRIC	4046 x 2276	13.27 x 7.46	1200 x 380 x 110	16:9	YES

DESTOP SCREEN						
MOBILE SCREEN	DESKTOP	SIZE	VIEWING SIZE (MM) (L+H)		ASPECT	Net Weight
	SPPS1	50" (DIAG)	1016 x 762	1124 x 59 x 84	4:3	2.8kg
	SPPS40	40" (DIAG)	813 x 610	905 x 63 x 43	4:3	1.3kg
ALL PRICES SUBJECT TO DELIVERY CHARGE AND VAT						

MOBILE SCREEN (PROCINEMA)						
MOBILE SCREEN	MOBILE	SIZE DIAGONAL	VIEWING SIZE (MM) (L+H)	CASING (MM) (L+H+D)	SIZE (FEET)	ASPECTWEIGHT
	SFL122	60" (DIAG)	1220 x 914	1380 x 83 x 61	4 x 3	4:3 / 4.6kg
	SFL122P	60" (DIAG)	1220 x 914	1380 x 83 x 61	4 x 3	4:3 / 4.6kg
	SFL122WSF	56" (DIAG)	1328 x 747	1488 x 83 x 61	4 x 2.2	16:9 / 4.6kg
	SFL162	80" (DIAG)	1625 x 1220	1785 x 83 x 61	5.3 x 4	4:3 / 7.67kg
	SFL162P	80" (DIAG)	1625 x 1220	1785 x 83 x 61	5.3 x 4	4:3 / 6kg
	SFL162WSF	74" (DIAG)	1770 x 995	1930 x 83 x 61	5.3 x 3	16:9 / 7.95kg
	SFL162WSFP	74" (DIAG)	1770 x 995	1930 x 83 x 61	5.3 x 3	16:9 / 6.1kg
	SFL200	100" (DIAG)	2030 x 1520	2192 x 83 x 61	6.4 x 4.8	4:3 / 9.67kg
	SFL200P	100" (DIAG)	2030 x 1520	2192 x 83 x 61	6.4 x 4.8	4:3 / 7.9kg
	SFL200WSF	100" (DIAG)	2030 x 1142	2192 x 83 x 61	6.4 x 3.6	16:9 / 8.78kg
	SFL200WSFP	100" (DIAG)	2030 x 1142	2192 x 83 x 61	6.4 x 3.6	16:9 / 8.4kg
	P at end of code represents value range pull up which has a Telescopic pole in replacement to hydraulic scissor action. ALL PRICES SUBJECT TO DELIVERY CHARGE AND VAT					

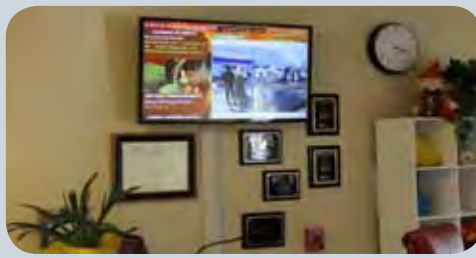
Repeat Signage digital signage software

Digital signage is about displaying still and moving images onto a display screen or video wall to engage with your audience...

1. Download Repeat Signage software onto your Windows computer
2. Easily create your presentations by inserting your logo, pictures, videos, text, clocks, RSS newsfeeds and other media into the software to promote your activities
3. Connect your computer to a display screen to play your presentations and engage with your audience



Repeat Signage: Howard Park School, UK



Repeat Signage: Merryhill School, California



Onion Lake Cree Nation, Saskatchewan

Repeat Signage™ V4 digital signage software for Windows

Repeat Signage digital signage software helps you get your message across and promote your products or service. It is easy to use and you can create a presentation and have it playing in minutes. [Trial download](#)

You need a Windows based PC, a display screen and Repeat Signage. Features include touch screen support, remote updating and scheduling of presentations, and it supports Windows 10, 8/8.1, 7, Vista and XP.

[See our success stories](#) [Contact us](#)



www.repeatsoftware.com



Repeat Signage: Caxton Publishers, SA



Albemarle Music Centre



Repeat Signage: Harrisburg International Airport